

# Videocard Benchmarks

Over 1,000,000 Video Cards Benchmarks



## High End Video Card Chart

This chart made up of millions of [PerformanceTest](#) benchmark results and is updated daily with new graphics card benchmarks. This high end chart contains high performance video cards typically found in premium gaming PCs. Recently introduced AMD video cards (such as the AMD RX 6950 XT) and nVidia graphics cards (such as the nVidia GeForce RTX 3090) using the PCI-Express (or PCI-E) standard are common in our high end video card charts.

- VIDEO CARD**
- High End**
- High Mid Range
- Low Mid Range
- Low End
- Best Value**
- Common Market Share
- Compare** 0
- Video Card Mega List**
- Search Model
- GPU Compute Video Card Chart**
- Power Performance Video Card Chart**
- 2D Graphics Video Card List**



G3D Mark

Price Performance

### PassMark - G3D Mark

High End Videocards

| Videocard  | Average G3D Mark                                       | Price (USD)               |
|--|--|---------------------------|
| <a href="#">GeForce RTX 4090</a>                   | <div style="width: 95%;"></div> <a href="#">38,890</a> | <a href="#">1,819.99</a>  |
| <a href="#">GeForce RTX 4080</a>                   | <div style="width: 85%;"></div> <a href="#">34,702</a> | <a href="#">1,129.99</a>  |
| <a href="#">GeForce RTX 4070 Ti</a>                | <div style="width: 75%;"></div> <a href="#">31,673</a> | <a href="#">749.99</a>    |
| <a href="#">Radeon RX 7900 XTX</a>                 | <div style="width: 70%;"></div> <a href="#">31,222</a> | <a href="#">1,024.99</a>  |
| <a href="#">Radeon PRO W7900</a>                   | <div style="width: 65%;"></div> <a href="#">30,928</a> | <a href="#">NA</a>        |
| <a href="#">GeForce RTX 3090 Ti</a>                | <div style="width: 60%;"></div> <a href="#">29,819</a> | <a href="#">1,539.99*</a> |
| <a href="#">Radeon PRO W7800</a>                   | <div style="width: 55%;"></div> <a href="#">29,368</a> | <a href="#">NA</a>        |
| <a href="#">Radeon RX 7900 XT</a>                  | <div style="width: 50%;"></div> <a href="#">28,923</a> | <a href="#">909.99</a>    |
| <a href="#">GeForce RTX 4090 Laptop GPU</a>        | <div style="width: 45%;"></div> <a href="#">28,761</a> | <a href="#">NA</a>        |
| <a href="#">Radeon RX 6950 XT</a>                  | <div style="width: 40%;"></div> <a href="#">28,555</a> | <a href="#">852.75</a>    |
| <a href="#">GeForce RTX 3080 Ti</a>                | <div style="width: 35%;"></div> <a href="#">27,318</a> | <a href="#">1,143.99</a>  |
| <a href="#">Radeon RX 6900 XT</a>                  | <div style="width: 30%;"></div> <a href="#">26,961</a> | <a href="#">701.99</a>    |
| <a href="#">GeForce RTX 3090</a>                   | <div style="width: 25%;"></div> <a href="#">26,879</a> | <a href="#">2,004.58</a>  |
| <a href="#">GeForce RTX 4070</a>                   | <div style="width: 20%;"></div> <a href="#">26,860</a> | <a href="#">514.99</a>    |
| <a href="#">GeForce RTX 3080 12GB</a>              | <div style="width: 15%;"></div> <a href="#">26,717</a> | <a href="#">NA</a>        |
| <a href="#">GeForce RTX 4080 Laptop GPU</a>        | <div style="width: 10%;"></div> <a href="#">26,252</a> | <a href="#">NA</a>        |
| <a href="#">GeForce RTX 3080</a>                   | <div style="width: 5%;"></div> <a href="#">25,351</a>  | <a href="#">679.99</a>    |
| <a href="#">RTX 4000 Ada Generation</a>            | <div style="width: 0%;"></div> <a href="#">25,226</a>  | <a href="#">NA</a>        |
| <a href="#">Radeon RX 6800 XT</a>                  | <div style="width: 0%;"></div> <a href="#">25,155</a>  | <a href="#">479.99</a>    |
| <a href="#">Radeon RX 7900 GRE</a>                 | <div style="width: 0%;"></div> <a href="#">25,076</a>  | <a href="#">NA</a>        |
| <a href="#">RTX 4000 Ada Generation Laptop GPU</a> | <div style="width: 0%;"></div> <a href="#">23,975</a>  | <a href="#">NA</a>        |
| <a href="#">GeForce RTX 3070 Ti</a>                | <div style="width: 0%;"></div> <a href="#">23,764</a>  | <a href="#">499.99</a>    |
| <a href="#">Radeon RX 7800 XT</a>                  | <div style="width: 0%;"></div> <a href="#">23,685</a>  | <a href="#">499.99</a>    |
| <a href="#">RTX A5000</a>                          | <div style="width: 0%;"></div> <a href="#">23,134</a>  | <a href="#">2,229.99*</a> |

|                         |   |        |           |
|-------------------------|---|--------|-----------|
| RTX 6000 Ada Generation |   | 23,103 | NA        |
| RTX A6000               |  | 22,833 | 4,109.99* |

| CPU Benchmarks | Video Card Benchmarks | Hard Drive Benchmarks | Memory Benchmarks | PC Benchmarks | Software Marketshare | Database Benchmarks | Android Benchmarks | iOS Benchmarks |
|----------------|-----------------------|-----------------------|-------------------|---------------|----------------------|---------------------|--------------------|----------------|
|----------------|-----------------------|-----------------------|-------------------|---------------|----------------------|---------------------|--------------------|----------------|



|                                    |   |        |           |
|------------------------------------|---|--------|-----------|
| GeForce RTX 4060 Ti                |    | 22,506 | 369.99    |
| GeForce RTX 3070                   |    | 22,468 | 424.99    |
| Radeon RX 6800                     |    | 22,297 | 379.99    |
| NVIDIA A10                         |    | 22,064 | NA        |
| GeForce RTX 2080 Ti                |    | 21,851 | 1,399.99* |
| RTX A4500                          |    | 21,708 | 1,079.99* |
| Radeon RX 7700 XT                  |    | 21,616 | 429.99    |
| Radeon RX 7900M                    |    | 21,232 | NA        |
| RTX A5500                          |    | 21,030 | 2,169.99* |
| RTX 4000 SFF Ada Generation        |    | 20,932 | NA        |
| Radeon RX 6750 XT                  |    | 20,886 | 423.69    |
| GeForce RTX 3060 Ti                |    | 20,600 | 379.99    |
| RTX 3500 Ada Generation Laptop GPU |    | 20,351 | NA        |
| GeForce RTX 3080 Ti Laptop GPU     |    | 20,236 | NA        |
| Quadro GV100                       |    | 20,021 | 8,999.00* |
| Radeon PRO W6800                   |   | 19,967 | 1,849.99* |
| TITAN RTX                          |  | 19,912 | 2,409.20* |
| TITAN V                            |  | 19,888 | 1,999.99* |
| Radeon RX 6700 XT                  |  | 19,883 | 324.99    |
| GeForce RTX 2080 SUPER             |  | 19,598 | 740.99*   |
| GeForce RTX 4070 Laptop GPU        |  | 19,488 | NA        |
| Quadro RTX 8000                    |  | 19,402 | 4,741.49* |
| GeForce RTX 4060                   |  | 19,360 | 289.99    |
| TITAN Xp COLLECTORS EDITION        |  | 19,356 | NA        |
| RTX A4000                          |  | 19,337 | 749.99*   |
| Quadro RTX 6000                    |  | 19,256 | 6,300.00* |
| GeForce RTX 2080                   |  | 18,802 | 800.61*   |
| Radeon RX 6700                     |  | 18,761 | NA        |
| NVIDIA TITAN Xp                    |  | 18,626 | 1,645.00* |
| RTX 3000 Ada Generation Laptop GPU |  | 18,570 | NA        |
| GeForce GTX 1080 Ti                |  | 18,536 | 483.82*   |
| Radeon RX 6850M XT                 |  | 18,418 | NA        |
| GeForce RTX 3070 Ti Laptop GPU     |  | 18,298 | NA        |
| NVIDIA A10G                        |  | 18,293 | NA        |
| GeForce RTX 2070 SUPER             |  | 18,251 | 497.95*   |
| Radeon PRO W7600                   |  | 18,228 | NA        |
| GeForce RTX 4060 Laptop GPU        |  | 17,997 | NA        |
| A40-48Q                            |  | 17,864 | NA        |
| RTX A5500 Laptop GPU               |  | 17,599 | NA        |
| Radeon Pro W5700X                  |  | 17,591 | NA        |
| RTX A4500 Laptop GPU               |  | 17,581 | NA        |
| Radeon RX 6650 XT                  |  | 17,484 | 369.60    |
| GeForce RTX 3060                   |  | 17,103 | 241.99    |
| TITAN V CEO Edition                |  | 16,988 | NA        |
| Radeon RX 5700 XT                  |  | 16,785 | 433.56*   |
| Radeon VII                         |  | 16,753 | 1,899.95* |
| Radeon RX 5700 XT 50th Anniversary |  | 16,625 | NA        |
| GeForce RTX 2060 SUPER             |  | 16,580 | 409.99*   |
| GeForce RTX 3080 Laptop GPU        |  | 16,565 | NA        |

|   |                                      |  |                        |                        |
|---|--------------------------------------|--|------------------------|------------------------|
| ⌵ | <a href="#">Radeon RX 6600 XT</a>    |  | <a href="#">16,458</a> | <a href="#">314.99</a> |
| ⌵ | <a href="#">Tesla V100-SXM2-16GB</a> |  | <a href="#">16,235</a> | <a href="#">NA</a>     |




















| CPU Benchmarks | Video Card Benchmarks | Hard Drive Benchmarks | Memory Benchmarks | PC Benchmarks | Software Marketshare | Database Benchmarks | Android Benchmarks | iOS Benchmarks |
|----------------|-----------------------|-----------------------|-------------------|---------------|----------------------|---------------------|--------------------|----------------|
|----------------|-----------------------|-----------------------|-------------------|---------------|----------------------|---------------------|--------------------|----------------|

|   |  |  |                        |                           |
|---|--|--|------------------------|---------------------------|
| ⌵ | <a href="#">Quadro RTX 5000</a>                          |  | <a href="#">16,032</a> | <a href="#">NA</a>        |
| ⌵ | <a href="#">Radeon Pro Vega II Duo</a>                   |  | <a href="#">15,977</a> | <a href="#">NA</a>        |
| ⌵ | <a href="#">Miracast display port driver V3</a>          |  | <a href="#">15,910</a> | <a href="#">NA</a>        |
| ⌵ | <a href="#">GeForce RTX 2060 12GB</a>                    |  | <a href="#">15,898</a> | <a href="#">NA</a>        |
| ⌵ | <a href="#">RTX A5000 Laptop GPU</a>                     |  | <a href="#">15,882</a> | <a href="#">NA</a>        |
| ⌵ | <a href="#">Radeon PRO W7500</a>                         |  | <a href="#">15,831</a> | <a href="#">NA</a>        |
| ⌵ | <a href="#">Radeon Pro Vega II</a>                       |  | <a href="#">15,668</a> | <a href="#">NA</a>        |
| ⌵ | <a href="#">RTX A4000 Laptop GPU</a>                     |  | <a href="#">15,620</a> | <a href="#">NA</a>        |
| ⌵ | <a href="#">Quadro GP100</a>                             |  | <a href="#">15,608</a> | <a href="#">NA</a>        |
| ⌵ | <a href="#">RTX 2000 Ada Generation Laptop GPU</a>       |  | <a href="#">15,580</a> | <a href="#">NA</a>        |
| ⌵ | <a href="#">GeForce RTX 3070 Laptop GPU</a>              |  | <a href="#">15,529</a> | <a href="#">NA</a>        |
| ⌵ | <a href="#">GeForce GTX 1080</a>                         |  | <a href="#">15,497</a> | <a href="#">442.79*</a>   |
| ⌵ | <a href="#">Quadro RTX 4000</a>                          |  | <a href="#">15,478</a> | <a href="#">899.00*</a>   |
| ⌵ | <a href="#">Radeon Pro VII</a>                           |  | <a href="#">15,441</a> | <a href="#">NA</a>        |
| ⌵ | <a href="#">Radeon RX 6800S</a>                          |  | <a href="#">15,423</a> | <a href="#">NA</a>        |
| ⌵ | <a href="#">Radeon Pro W5700</a>                         |  | <a href="#">15,421</a> | <a href="#">649.99*</a>   |
| ⌵ | <a href="#">Quadro P6000</a>                             |  | <a href="#">15,232</a> | <a href="#">3,250.00*</a> |
| ⌵ | <a href="#">Radeon RX 6600</a>                           |  | <a href="#">15,131</a> | <a href="#">329.00*</a>   |
| ⌵ | <a href="#">GeForce RTX 2080 (Mobile)</a>                |  | <a href="#">15,107</a> | <a href="#">NA</a>        |
| ⌵ | <a href="#">Radeon RX 6600S</a>                          |  | <a href="#">14,897</a> | <a href="#">NA</a>        |
| ⌵ | <a href="#">Radeon RX 6700S</a>                          |  | <a href="#">14,861</a> | <a href="#">NA</a>        |
| ⌵ | <a href="#">Quadro RTX 5000 (Mobile)</a>                 |  | <a href="#">14,832</a> | <a href="#">NA</a>        |
| ⌵ | <a href="#">GeForce RTX 4050 Laptop GPU</a>              |  | <a href="#">14,791</a> | <a href="#">NA</a>        |
| ⌵ | <a href="#">GeForce GTX 1070 Ti</a>                      |  | <a href="#">14,715</a> | <a href="#">569.99*</a>   |
| ⌵ | <a href="#">Radeon Pro Vega 64X</a>                      |  | <a href="#">14,631</a> | <a href="#">NA</a>        |
| ⌵ | <a href="#">Radeon RX 5700</a>                           |  | <a href="#">14,615</a> | <a href="#">309.99*</a>   |
| ⌵ | <a href="#">RTX A3000 12GB Laptop GPU</a>                |  | <a href="#">14,558</a> | <a href="#">NA</a>        |
| ⌵ | <a href="#">RTX 5000 Ada Generation</a>                  |  | <a href="#">14,506</a> | <a href="#">NA</a>        |
| ⌵ | <a href="#">Radeon RX Vega 64</a>                        |  | <a href="#">14,478</a> | <a href="#">749.99*</a>   |
| ⌵ | <a href="#">RadeonT RX 6850M XT</a>                      |  | <a href="#">14,122</a> | <a href="#">NA</a>        |
| ⌵ | <a href="#">GeForce RTX 2060</a>                         |  | <a href="#">14,122</a> | <a href="#">366.66</a>    |
| ⌵ | <a href="#">Radeon Pro WX 8200</a>                       |  | <a href="#">13,932</a> | <a href="#">1,599.39*</a> |
| ⌵ | <a href="#">GeForce RTX 2070 Super with Max-Q Design</a> |  | <a href="#">13,913</a> | <a href="#">NA</a>        |
| ⌵ | <a href="#">GeForce RTX 2080 Super with Max-Q Design</a> |  | <a href="#">13,852</a> | <a href="#">NA</a>        |
| ⌵ | <a href="#">GeForce GTX 980 Ti</a>                       |  | <a href="#">13,838</a> | <a href="#">778.69</a>    |
| ⌵ | <a href="#">RTX A2000</a>                                |  | <a href="#">13,789</a> | <a href="#">768.99*</a>   |
| ⌵ | <a href="#">Radeon RX 5600 XT</a>                        |  | <a href="#">13,770</a> | <a href="#">545.00*</a>   |
| ⌵ | <a href="#">Radeon RX 6650M</a>                          |  | <a href="#">13,676</a> | <a href="#">NA</a>        |
| ⌵ | <a href="#">NVIDIA TITAN X</a>                           |  | <a href="#">13,660</a> | <a href="#">608.10*</a>   |
| ⌵ | <a href="#">Radeon RX 6600M</a>                          |  | <a href="#">13,650</a> | <a href="#">189.99</a>    |
| ⌵ | <a href="#">RTX A2000 12GB</a>                           |  | <a href="#">13,645</a> | <a href="#">NA</a>        |
| ⌵ | <a href="#">Quadro RTX 5000 with Max-Q Design</a>        |  | <a href="#">13,570</a> | <a href="#">NA</a>        |
| ⌵ | <a href="#">GeForce GTX 1070</a>                         |  | <a href="#">13,511</a> | <a href="#">488.09*</a>   |
| ⌵ | <a href="#">Radeon RX 7700S</a>                          |  | <a href="#">13,486</a> | <a href="#">NA</a>        |
| ⌵ | <a href="#">Radeon RX 7600S</a>                          |  | <a href="#">13,429</a> | <a href="#">NA</a>        |
| ⌵ | <a href="#">Radeon RX Vega 56</a>                        |  | <a href="#">13,422</a> | <a href="#">752.99*</a>   |
| ⌵ | <a href="#">GeForce RTX 3060 Laptop GPU</a>              |  | <a href="#">13,417</a> | <a href="#">309.99*</a>   |
| ⌵ | <a href="#">Radeon Vega Frontier Edition</a>             |  | <a href="#">13,337</a> | <a href="#">1,679.99*</a> |

| CPU Benchmarks | Video Card Benchmarks                              | Hard Drive Benchmarks | Memory Benchmarks | PC Benchmarks | Software Marketshare | Database Benchmarks | Android Benchmarks     | iOS Benchmarks            |
|----------------|--|-----------------------|-------------------|---------------|----------------------|---------------------|------------------------|---------------------------|
|                | <a href="#">Radeon RX 6700M</a>                    |                       |                   |               |                      |                     | <a href="#">13,283</a> | <a href="#">269.99</a>    |
|                | <a href="#">GeForce RTX 2080 with Max-Q Design</a> |                       |                   |               |                      |                     | <a href="#">13,215</a> | <a href="#">2,099.99*</a> |
|                | <a href="#">Radeon PRO W6600X</a>                  |                       |                   |               |                      |                     | <a href="#">13,113</a> | <a href="#">NA</a>        |
|                | <a href="#">GeForce GTX TITAN X</a>                |                       |                   |               |                      |                     | <a href="#">13,057</a> | <a href="#">1,096.99*</a> |
|                | <a href="#">Radeon Pro Vega 64</a>                 |                       |                   |               |                      |                     | <a href="#">12,984</a> | <a href="#">NA</a>        |
|                | <a href="#">Tesla V100-PCIE-16GB</a>               |                       |                   |               |                      |                     | <a href="#">12,983</a> | <a href="#">NA</a>        |
|                | <a href="#">GeForce RTX 3050</a>                   |                       |                   |               |                      |                     | <a href="#">12,969</a> | <a href="#">214.99</a>    |
|                | <a href="#">Radeon Pro WX 9100</a>                 |                       |                   |               |                      |                     | <a href="#">12,960</a> | <a href="#">NA</a>        |
|                | <a href="#">GeForce GTX 1660 Ti</a>                |                       |                   |               |                      |                     | <a href="#">12,959</a> | <a href="#">619.99</a>    |
|                | <a href="#">GeForce GTX 1660 SUPER</a>             |                       |                   |               |                      |                     | <a href="#">12,788</a> | <a href="#">191.52</a>    |
|                | <a href="#">Radeon Pro 5700 XT</a>                 |                       |                   |               |                      |                     | <a href="#">12,708</a> | <a href="#">NA</a>        |
|                | <a href="#">Quadro RTX 4000 (Mobile)</a>           |                       |                   |               |                      |                     | <a href="#">12,672</a> | <a href="#">NA</a>        |
|                | <a href="#">Tesla T10</a>                          |                       |                   |               |                      |                     | <a href="#">12,650</a> | <a href="#">NA</a>        |
|                | <a href="#">Quadro RTX 4000 with Max-Q Design</a>  |                       |                   |               |                      |                     | <a href="#">12,636</a> | <a href="#">NA</a>        |
|                | <a href="#">Quadro P5200</a>                       |                       |                   |               |                      |                     | <a href="#">12,631</a> | <a href="#">NA</a>        |
|                | <a href="#">Quadro P5200 with Max-Q Design</a>     |                       |                   |               |                      |                     | <a href="#">12,608</a> | <a href="#">NA</a>        |
|                | <a href="#">RTX A3000 Laptop GPU</a>               |                       |                   |               |                      |                     | <a href="#">12,490</a> | <a href="#">NA</a>        |
|                | <a href="#">GeForce RTX 2070 (Mobile)</a>          |                       |                   |               |                      |                     | <a href="#">12,354</a> | <a href="#">NA</a>        |
|                | <a href="#">Radeon Pro Vega 56</a>                 |                       |                   |               |                      |                     | <a href="#">12,354</a> | <a href="#">NA</a>        |
|                | <a href="#">Quadro P5000</a>                       |                       |                   |               |                      |                     | <a href="#">12,295</a> | <a href="#">1,868.99*</a> |
|                | <a href="#">Radeon RX 6850M</a>                    |                       |                   |               |                      |                     | <a href="#">12,274</a> | <a href="#">NA</a>        |
|                | <a href="#">Radeon Pro V520 MxGPU</a>              |                       |                   |               |                      |                     | <a href="#">12,258</a> | <a href="#">NA</a>        |
|                | <a href="#">GeForce RTX 3050 OEM</a>               |                       |                   |               |                      |                     | <a href="#">12,051</a> | <a href="#">NA</a>        |
|                | <a href="#">Radeon RX 5600 OEM</a>                 |                       |                   |               |                      |                     | <a href="#">12,038</a> | <a href="#">NA</a>        |
|                | <a href="#">Intel Arc A580</a>                     |                       |                   |               |                      |                     | <a href="#">11,926</a> | <a href="#">NA</a>        |
|                | <a href="#">GeForce RTX 2070 with Max-Q Design</a> |                       |                   |               |                      |                     | <a href="#">11,882</a> | <a href="#">NA</a>        |
|                | <a href="#">Radeon Pro 5700</a>                    |                       |                   |               |                      |                     | <a href="#">11,844</a> | <a href="#">NA</a>        |
|                | <a href="#">Quadro M6000 24GB</a>                  |                       |                   |               |                      |                     | <a href="#">11,776</a> | <a href="#">NA</a>        |
|                | <a href="#">Quadro M6000</a>                       |                       |                   |               |                      |                     | <a href="#">11,741</a> | <a href="#">4,827.53*</a> |
|                | <a href="#">GeForce GTX 1660</a>                   |                       |                   |               |                      |                     | <a href="#">11,716</a> | <a href="#">286.24</a>    |
|                | <a href="#">Quadro P4000</a>                       |                       |                   |               |                      |                     | <a href="#">11,640</a> | <a href="#">556.19*</a>   |
|                | <a href="#">GeForce GTX 1080 with Max-Q Design</a> |                       |                   |               |                      |                     | <a href="#">11,571</a> | <a href="#">NA</a>        |
|                | <a href="#">Radeon RX 5600</a>                     |                       |                   |               |                      |                     | <a href="#">11,507</a> | <a href="#">NA</a>        |
|                | <a href="#">Tesla P40</a>                          |                       |                   |               |                      |                     | <a href="#">11,395</a> | <a href="#">NA</a>        |
|                | <a href="#">GeForce RTX 2060 (Mobile)</a>          |                       |                   |               |                      |                     | <a href="#">11,355</a> | <a href="#">NA</a>        |
|                | <a href="#">Radeon Pro Vega 48</a>                 |                       |                   |               |                      |                     | <a href="#">11,300</a> | <a href="#">NA</a>        |
|                | <a href="#">Quadro P4200 with Max-Q Design</a>     |                       |                   |               |                      |                     | <a href="#">11,163</a> | <a href="#">NA</a>        |
|                | <a href="#">GeForce GTX 980</a>                    |                       |                   |               |                      |                     | <a href="#">11,142</a> | <a href="#">247.35*</a>   |
|                | <a href="#">Quadro RTX 3000</a>                    |                       |                   |               |                      |                     | <a href="#">11,132</a> | <a href="#">NA</a>        |
|                | <a href="#">CMP 40HX</a>                           |                       |                   |               |                      |                     | <a href="#">11,072</a> | <a href="#">NA</a>        |
|                | <a href="#">RTX A1000 Embedded GPU</a>             |                       |                   |               |                      |                     | <a href="#">11,047</a> | <a href="#">NA</a>        |
|                | <a href="#">GRID P40-12Q</a>                       |                       |                   |               |                      |                     | <a href="#">11,028</a> | <a href="#">NA</a>        |
|                | <a href="#">RTX A2000 8GB Laptop GPU</a>           |                       |                   |               |                      |                     | <a href="#">10,927</a> | <a href="#">NA</a>        |
|                | <a href="#">Tesla T4</a>                           |                       |                   |               |                      |                     | <a href="#">10,725</a> | <a href="#">4,422.20</a>  |
|                | <a href="#">GeForce RTX 3050 6GB Laptop GPU</a>    |                       |                   |               |                      |                     | <a href="#">10,700</a> | <a href="#">NA</a>        |
|                | <a href="#">Radeon RX 7600M XT</a>                 |                       |                   |               |                      |                     | <a href="#">10,630</a> | <a href="#">NA</a>        |
|                | <a href="#">Radeon Pro SSG</a>                     |                       |                   |               |                      |                     | <a href="#">10,498</a> | <a href="#">2,410.15*</a> |
|                | <a href="#">Tesla M40 24GB</a>                     |                       |                   |               |                      |                     | <a href="#">10,475</a> | <a href="#">NA</a>        |
|                | <a href="#">GeForce GTX 1070 (Mobile)</a>          |                       |                   |               |                      |                     | <a href="#">10,465</a> | <a href="#">NA</a>        |
|                | <a href="#">Quadro P4200</a>                       |                       |                   |               |                      |                     | <a href="#">10,445</a> | <a href="#">NA</a>        |
|                | <a href="#">GeForce GTX 1660 Ti (Mobile)</a>       |                       |                   |               |                      |                     | <a href="#">10,208</a> | <a href="#">NA</a>        |

|   |  |   |                        |                         |
|---|--|---|------------------------|-------------------------|
| ⌵ | <a href="#">Tesla M40</a>                      |   | <a href="#">10,183</a> | <a href="#">600.00*</a> |
| ⌵ | <a href="#">GeForce RTX 3050 Ti Laptop GPU</a> |  | <a href="#">10,177</a> | <a href="#">NA</a>      |

CPU Benchmarks    **Video Card Benchmarks**    Hard Drive Benchmarks    Memory Benchmarks    PC Benchmarks    Software Marketshare    Database Benchmarks    Android Benchmarks    iOS Benchmarks

|   |   |   |                        |                           |
|---|---|---|------------------------|---------------------------|
| ⌵ | <a href="#">Design</a>                                |    | <a href="#">10,041</a> | <a href="#">NA</a>        |
| ⌵ | <a href="#">RTX A2000 Laptop GPU</a>                  |    | <a href="#">10,029</a> | <a href="#">NA</a>        |
| ⌵ | <a href="#">Radeon R9 Fury X</a>                      |    | <a href="#">10,017</a> | <a href="#">NA</a>        |
| ⌵ | <a href="#">NVIDIA A40</a>                            |    | <a href="#">9,983</a>  | <a href="#">NA</a>        |
| ⌵ | <a href="#">RTX A1000 6GB Laptop GPU</a>              |    | <a href="#">9,971</a>  | <a href="#">NA</a>        |
| ⌵ | <a href="#">GRID P40-2B</a>                           |    | <a href="#">9,842</a>  | <a href="#">NA</a>        |
| ⌵ | <a href="#">GeForce RTX 2060 with Max-Q Design</a>    |    | <a href="#">9,776</a>  | <a href="#">NA</a>        |
| ⌵ | <a href="#">GeForce GTX 1060 3GB</a>                  |    | <a href="#">9,758</a>  | <a href="#">269.99*</a>   |
| ⌵ | <a href="#">Radeon R9 Fury + Fury X</a>               |    | <a href="#">9,741</a>  | <a href="#">449.99*</a>   |
| ⌵ | <a href="#">Radeon RX 6550M</a>                       |    | <a href="#">9,669</a>  | <a href="#">NA</a>        |
| ⌵ | <a href="#">GeForce GTX 970</a>                       |    | <a href="#">9,642</a>  | <a href="#">237.99*</a>   |
| ⌵ | <a href="#">Radeon R9 Fury</a>                        |    | <a href="#">9,620</a>  | <a href="#">443.10*</a>   |
| ⌵ | <a href="#">RTX A1000 Laptop GPU</a>                  |    | <a href="#">9,548</a>  | <a href="#">NA</a>        |
| ⌵ | <a href="#">Intel Arc A770</a>                        |    | <a href="#">9,535</a>  | <a href="#">359.66</a>    |
| ⌵ | <a href="#">Radeon RX 590</a>                         |    | <a href="#">9,491</a>  | <a href="#">549.99*</a>   |
| ⌵ | <a href="#">GeForce GTX 780 Ti</a>                    |   | <a href="#">9,486</a>  | <a href="#">339.99*</a>   |
| ⌵ | <a href="#">Radeon RX 6500 XT</a>                     |  | <a href="#">9,481</a>  | <a href="#">179.99</a>    |
| ⌵ | <a href="#">Radeon Ryzen 9 4900HSS</a>                |  | <a href="#">9,461</a>  | <a href="#">NA</a>        |
| ⌵ | <a href="#">Radeon R9 390X</a>                        |  | <a href="#">9,453</a>  | <a href="#">NA</a>        |
| ⌵ | <a href="#">Radeon Pro 5600M</a>                      |  | <a href="#">9,415</a>  | <a href="#">NA</a>        |
| ⌵ | <a href="#">Intel Arc Pro A60</a>                     |  | <a href="#">9,409</a>  | <a href="#">NA</a>        |
| ⌵ | <a href="#">GeForce RTX 3050 Laptop GPU</a>           |  | <a href="#">9,404</a>  | <a href="#">269.99*</a>   |
| ⌵ | <a href="#">Quadro M5000</a>                          |  | <a href="#">9,388</a>  | <a href="#">499.00*</a>   |
| ⌵ | <a href="#">Quadro P2200</a>                          |  | <a href="#">9,374</a>  | <a href="#">459.80*</a>   |
| ⌵ | <a href="#">Intel Arc A730M</a>                       |  | <a href="#">9,258</a>  | <a href="#">NA</a>        |
| ⌵ | <a href="#">Radeon RX 5500 XT</a>                     |  | <a href="#">9,183</a>  | <a href="#">184.99*</a>   |
| ⌵ | <a href="#">Radeon Pro W5500</a>                      |  | <a href="#">9,134</a>  | <a href="#">409.99*</a>   |
| ⌵ | <a href="#">Quadro P3200</a>                          |  | <a href="#">9,123</a>  | <a href="#">389.30*</a>   |
| ⌵ | <a href="#">GRID P40-2B4</a>                          |  | <a href="#">9,111</a>  | <a href="#">NA</a>        |
| ⌵ | <a href="#">Quadro P3200 with Max-Q Design</a>        |  | <a href="#">9,084</a>  | <a href="#">NA</a>        |
| ⌵ | <a href="#">Quadro P4000 with Max-Q Design</a>        |  | <a href="#">9,083</a>  | <a href="#">NA</a>        |
| ⌵ | <a href="#">GeForce GTX 1060 5GB</a>                  |  | <a href="#">9,044</a>  | <a href="#">487.99*</a>   |
| ⌵ | <a href="#">GeForce GTX TITAN Black</a>               |  | <a href="#">9,011</a>  | <a href="#">524.99*</a>   |
| ⌵ | <a href="#">Radeon R9 390</a>                         |  | <a href="#">8,988</a>  | <a href="#">NA</a>        |
| ⌵ | <a href="#">GeForce GTX TITAN Z</a>                   |  | <a href="#">8,987</a>  | <a href="#">1,515.00*</a> |
| ⌵ | <a href="#">GRID P40-8Q</a>                           |  | <a href="#">8,967</a>  | <a href="#">NA</a>        |
| ⌵ | <a href="#">Radeon RX 580</a>                         |  | <a href="#">8,901</a>  | <a href="#">179.99*</a>   |
| ⌵ | <a href="#">Intel Arc A750</a>                        |  | <a href="#">8,858</a>  | <a href="#">199.99</a>    |
| ⌵ | <a href="#">Radeon RX 5500</a>                        |  | <a href="#">8,835</a>  | <a href="#">NA</a>        |
| ⌵ | <a href="#">GeForce GTX 1660 Ti with Max-Q Design</a> |  | <a href="#">8,672</a>  | <a href="#">NA</a>        |
| ⌵ | <a href="#">Tesla P4</a>                              |  | <a href="#">8,666</a>  | <a href="#">NA</a>        |
| ⌵ | <a href="#">Radeon R9 290X</a>                        |  | <a href="#">8,664</a>  | <a href="#">NA</a>        |
| ⌵ | <a href="#">Radeon RX 480</a>                         |  | <a href="#">8,663</a>  | <a href="#">339.99*</a>   |
| ⌵ | <a href="#">Radeon R9 295X2</a>                       |  | <a href="#">8,638</a>  | <a href="#">499.10*</a>   |
| ⌵ | <a href="#">Radeon RX590 GME</a>                      |  | <a href="#">8,525</a>  | <a href="#">NA</a>        |
| ⌵ | <a href="#">GRID RTX6000-1B</a>                       |  | <a href="#">8,473</a>  | <a href="#">NA</a>        |
| ⌵ | <a href="#">Quadro RTX 3000 with Max-Q Design</a>     |  | <a href="#">8,463</a>  | <a href="#">NA</a>        |
| ⌵ | <a href="#">Radeon R9 290X / 390X</a>                 |  | <a href="#">8,389</a>  | <a href="#">319.99*</a>   |
| ⌵ | <a href="#">RTX A4500 Embedded GPU</a>                |  | <a href="#">8,373</a>  | <a href="#">NA</a>        |

| CPU Benchmarks | Video Card Benchmarks                               | Hard Drive Benchmarks | Memory Benchmarks | PC Benchmarks | Software Marketshare | Database Benchmarks | Android Benchmarks    | iOS Benchmarks            |
|----------------|---|-----------------------|-------------------|---------------|----------------------|---------------------|-----------------------|---------------------------|
|                | <a href="#">Ryzen 5 4600HS with Radeon Graphics</a> |                       |                   |               |                      |                     | <a href="#">8,371</a> | <a href="#">NA</a>        |
|                | <a href="#">Radeon R9 290</a>                       |                       |                   |               |                      |                     | <a href="#">8,362</a> | <a href="#">NA</a>        |
|                | <a href="#">Radeon Pro Duo</a>                      |                       |                   |               |                      |                     | <a href="#">8,296</a> | <a href="#">3,970.36*</a> |
|                | <a href="#">Tesla V100-PCIE-32GB</a>                |                       |                   |               |                      |                     | <a href="#">8,260</a> | <a href="#">NA</a>        |
|                | <a href="#">GeForce GTX Titan</a>                   |                       |                   |               |                      |                     | <a href="#">8,212</a> | <a href="#">745.00*</a>   |
|                | <a href="#">GeForce GTX 1060 (Mobile)</a>           |                       |                   |               |                      |                     | <a href="#">8,161</a> | <a href="#">NA</a>        |
|                | <a href="#">Radeon R9 290 / 390</a>                 |                       |                   |               |                      |                     | <a href="#">8,150</a> | <a href="#">380.00*</a>   |
|                | <a href="#">Quadro K6000</a>                        |                       |                   |               |                      |                     | <a href="#">8,056</a> | <a href="#">210.66*</a>   |
|                | <a href="#">Radeon RX 470/570</a>                   |                       |                   |               |                      |                     | <a href="#">8,044</a> | <a href="#">388.99*</a>   |
|                | <a href="#">GeForce GTX 780</a>                     |                       |                   |               |                      |                     | <a href="#">8,026</a> | <a href="#">279.99*</a>   |
|                | <a href="#">Ryzen 9 6900HS</a>                      |                       |                   |               |                      |                     | <a href="#">8,005</a> | <a href="#">NA</a>        |
|                | <a href="#">Radeon PRO W6400</a>                    |                       |                   |               |                      |                     | <a href="#">8,001</a> | <a href="#">NA</a>        |
|                | <a href="#">Radeon RX 6500M</a>                     |                       |                   |               |                      |                     | <a href="#">7,931</a> | <a href="#">NA</a>        |
|                | <a href="#">FirePro W9100</a>                       |                       |                   |               |                      |                     | <a href="#">7,928</a> | <a href="#">1,729.99*</a> |
|                | <a href="#">Radeon Pro WX 7100</a>                  |                       |                   |               |                      |                     | <a href="#">7,927</a> | <a href="#">1,047.99*</a> |
|                | <a href="#">Quadro M5500</a>                        |                       |                   |               |                      |                     | <a href="#">7,915</a> | <a href="#">NA</a>        |
|                | <a href="#">GeForce GTX 1060 with Max-Q Design</a>  |                       |                   |               |                      |                     | <a href="#">7,886</a> | <a href="#">NA</a>        |
|                | <a href="#">GeForce GTX 1650</a>                    |                       |                   |               |                      |                     | <a href="#">7,860</a> | <a href="#">149.99</a>    |
|                | <a href="#">T1200 Laptop GPU</a>                    |                       |                   |               |                      |                     | <a href="#">7,843</a> | <a href="#">NA</a>        |
|                | <a href="#">Radeon RX 580X</a>                      |                       |                   |               |                      |                     | <a href="#">7,798</a> | <a href="#">NA</a>        |
|                | <a href="#">Tesla M60</a>                           |                       |                   |               |                      |                     | <a href="#">7,771</a> | <a href="#">787.90*</a>   |
|                | <a href="#">Radeon Pro 580</a>                      |                       |                   |               |                      |                     | <a href="#">7,753</a> | <a href="#">NA</a>        |
|                | <a href="#">Radeon RX 580 2048SP</a>                |                       |                   |               |                      |                     | <a href="#">7,735</a> | <a href="#">NA</a>        |
|                | <a href="#">Radeon RX 5300</a>                      |                       |                   |               |                      |                     | <a href="#">7,687</a> | <a href="#">NA</a>        |
|                | <a href="#">T1000</a>                               |                       |                   |               |                      |                     | <a href="#">7,670</a> | <a href="#">399.99</a>    |
|                | <a href="#">T1000 8GB</a>                           |                       |                   |               |                      |                     | <a href="#">7,587</a> | <a href="#">NA</a>        |
|                | <a href="#">GeForce GTX 1650 Ti</a>                 |                       |                   |               |                      |                     | <a href="#">7,576</a> | <a href="#">NA</a>        |
|                | <a href="#">Radeon Pro 580X</a>                     |                       |                   |               |                      |                     | <a href="#">7,540</a> | <a href="#">NA</a>        |
|                | <a href="#">Radeon Ryzen 9 6900HS</a>               |                       |                   |               |                      |                     | <a href="#">7,515</a> | <a href="#">NA</a>        |
|                | <a href="#">Tesla M6</a>                            |                       |                   |               |                      |                     | <a href="#">7,509</a> | <a href="#">199.00*</a>   |
|                | <a href="#">Intel Arc A770M</a>                     |                       |                   |               |                      |                     | <a href="#">7,485</a> | <a href="#">NA</a>        |
|                | <a href="#">Radeon RX 6500</a>                      |                       |                   |               |                      |                     | <a href="#">7,470</a> | <a href="#">NA</a>        |
|                | <a href="#">Radeon RX 6400</a>                      |                       |                   |               |                      |                     | <a href="#">7,444</a> | <a href="#">159.00</a>    |
|                | <a href="#">GeForce GTX 980M</a>                    |                       |                   |               |                      |                     | <a href="#">7,341</a> | <a href="#">289.99*</a>   |
|                | <a href="#">FirePro W8100</a>                       |                       |                   |               |                      |                     | <a href="#">7,279</a> | <a href="#">704.00*</a>   |
|                | <a href="#">Radeon Pro 5300</a>                     |                       |                   |               |                      |                     | <a href="#">7,230</a> | <a href="#">NA</a>        |
|                | <a href="#">Tesla P100-PCIE-16GB</a>                |                       |                   |               |                      |                     | <a href="#">7,225</a> | <a href="#">NA</a>        |
|                | <a href="#">GeForce RTX 2050</a>                    |                       |                   |               |                      |                     | <a href="#">7,217</a> | <a href="#">NA</a>        |
|                | <a href="#">Radeon Ryzen 9 4900HS</a>               |                       |                   |               |                      |                     | <a href="#">7,186</a> | <a href="#">NA</a>        |
|                | <a href="#">Radeon 780M</a>                         |                       |                   |               |                      |                     | <a href="#">7,177</a> | <a href="#">NA</a>        |
|                | <a href="#">Quadro T2000</a>                        |                       |                   |               |                      |                     | <a href="#">7,156</a> | <a href="#">528.35*</a>   |
|                | <a href="#">T600 Laptop GPU</a>                     |                       |                   |               |                      |                     | <a href="#">7,094</a> | <a href="#">NA</a>        |
|                | <a href="#">A10-8Q</a>                              |                       |                   |               |                      |                     | <a href="#">7,042</a> | <a href="#">NA</a>        |
|                | <a href="#">Quadro M5000M</a>                       |                       |                   |               |                      |                     | <a href="#">7,025</a> | <a href="#">546.92*</a>   |
|                | <a href="#">RTX A500 Laptop GPU</a>                 |                       |                   |               |                      |                     | <a href="#">7,012</a> | <a href="#">NA</a>        |
|                | <a href="#">GeForce RTX 3050 4GB Laptop GPU</a>     |                       |                   |               |                      |                     | <a href="#">7,011</a> | <a href="#">NA</a>        |
|                | <a href="#">Ryzen 7 4800HS with Radeon Graphics</a> |                       |                   |               |                      |                     | <a href="#">6,999</a> | <a href="#">NA</a>        |
|                | <a href="#">RadeonT 780M</a>                        |                       |                   |               |                      |                     | <a href="#">6,995</a> | <a href="#">NA</a>        |
|                | <a href="#">GeForce GTX 1650 (Mobile)</a>           |                       |                   |               |                      |                     | <a href="#">6,969</a> | <a href="#">NA</a>        |
|                | <a href="#">Radeon Pro W5500X</a>                   |                       |                   |               |                      |                     | <a href="#">6,967</a> | <a href="#">NA</a>        |
|                | <a href="#">Quadro T2000 with Max-Q Design</a>      |                       |                   |               |                      |                     | <a href="#">6,944</a> | <a href="#">NA</a>        |

| CPU Benchmarks | Video Card Benchmarks                  | Hard Drive Benchmarks | Memory Benchmarks | PC Benchmarks | Software Marketshare | Database Benchmarks | Android Benchmarks | iOS Benchmarks |
|----------------|--|-----------------------|-------------------|---------------|----------------------|---------------------|--------------------|----------------|
|                | Quadro P2000                           |                       |                   |               |                      | 6,905               | 439.60*            |                |
|                | Ryzen 7 6800HS with Radeon Graphics    |                       |                   |               |                      | 6,867               | NA                 |                |
|                | Radeon R9 285                          |                       |                   |               |                      | 6,680               | NA                 |                |
|                | Quadro M4000                           |                       |                   |               |                      | 6,664               | 362.00*            |                |
|                | Quadro T1000 with Max-Q Design         |                       |                   |               |                      | 6,662               | NA                 |                |
|                | Quadro P3000                           |                       |                   |               |                      | 6,609               | NA                 |                |
|                | Quadro T1000                           |                       |                   |               |                      | 6,599               | 375.99             |                |
|                | Radeon Pro WX 7130                     |                       |                   |               |                      | 6,578               | NA                 |                |
|                | Radeon RX Vega M GH                    |                       |                   |               |                      | 6,577               | NA                 |                |
|                | Radeon Ryzen 7 6800HS                  |                       |                   |               |                      | 6,567               | NA                 |                |
|                | Radeon RX 6300                         |                       |                   |               |                      | 6,545               | NA                 |                |
|                | AMD Ryzen Z1 Extreme                   |                       |                   |               |                      | 6,540               | NA                 |                |
|                | T600                                   |                       |                   |               |                      | 6,467               | 239.99*            |                |
|                | GeForce GTX 1650 Ti with Max-Q Design  |                       |                   |               |                      | 6,423               | NA                 |                |
|                | Radeon Pro 570                         |                       |                   |               |                      | 6,337               | NA                 |                |
|                | Ryzen 9 6900HS with Radeon Graphics    |                       |                   |               |                      | 6,331               | NA                 |                |
|                | GeForce GTX 1050 Ti                    |                       |                   |               |                      | 6,305               | 283.99             |                |
|                | P106-100                               |                       |                   |               |                      | 6,305               | NA                 |                |
|                | Quadro M4000M                          |                       |                   |               |                      | 6,277               | 254.91*            |                |
|                | Radeon R9 280X                         |                       |                   |               |                      | 6,238               | NA                 |                |
|                | Radeon R9 380X                         |                       |                   |               |                      | 6,236               | 349.99*            |                |
|                | Tesla K80                              |                       |                   |               |                      | 6,210               | 593.95*            |                |
|                | Radeon R9 380                          |                       |                   |               |                      | 6,207               | 89.99*             |                |
|                | Radeon 680M Ryzen 7 7735HS             |                       |                   |               |                      | 6,180               | NA                 |                |
|                | GeForce MX570 A                        |                       |                   |               |                      | 6,171               | NA                 |                |
|                | FirePro W9000                          |                       |                   |               |                      | 6,138               | 845.00*            |                |
|                | Radeon PRO W6300                       |                       |                   |               |                      | 6,137               | NA                 |                |
|                | GeForce GTX 1650 with Max-Q Design     |                       |                   |               |                      | 6,126               | NA                 |                |
|                | GeForce GTX 960                        |                       |                   |               |                      | 6,046               | 172.00*            |                |
|                | Quadro K5200                           |                       |                   |               |                      | 6,027               | 415.00*            |                |
|                | GeForce MX570                          |                       |                   |               |                      | 6,021               | NA                 |                |
|                | Radeon Pro 5300M                       |                       |                   |               |                      | 5,996               | NA                 |                |
|                | GRID P100-16Q                          |                       |                   |               |                      | 5,945               | NA                 |                |
|                | GeForce GTX 1050 Ti (Mobile)           |                       |                   |               |                      | 5,919               | NA                 |                |
|                | GeForce GTX 770                        |                       |                   |               |                      | 5,913               | 249.00*            |                |
|                | Ryzen 9 PRO 6950H with Radeon Graphics |                       |                   |               |                      | 5,828               | NA                 |                |
|                | A16                                    |                       |                   |               |                      | 5,797               | NA                 |                |
|                | Radeon Ryzen 7 7736U                   |                       |                   |               |                      | 5,790               | NA                 |                |
|                | Ryzen 9 PRO 6950H                      |                       |                   |               |                      | 5,759               | NA                 |                |
|                | Radeon Ryzen 7 PRO 6850H               |                       |                   |               |                      | 5,750               | NA                 |                |
|                | GeForce GTX 970M                       |                       |                   |               |                      | 5,724               | 209.99*            |                |
|                | Radeon PRO Ryzen 7 PRO 6850U           |                       |                   |               |                      | 5,688               | NA                 |                |
|                | Radeon Pro WX 5100                     |                       |                   |               |                      | 5,615               | 359.99*            |                |
|                | Radeon Ryzen 7 7735H                   |                       |                   |               |                      | 5,609               | NA                 |                |
|                | Radeon R9 280                          |                       |                   |               |                      | 5,586               | NA                 |                |
|                | Ryzen 7 PRO 6850U                      |                       |                   |               |                      | 5,581               | NA                 |                |
|                | GeForce GTX 690                        |                       |                   |               |                      | 5,579               | 280.99*            |                |
|                | NVIDIA A40-12Q                         |                       |                   |               |                      | 5,573               | NA                 |                |
|                | Ryzen 9 5900HS with Radeon Graphics    |                       |                   |               |                      | 5,570               | NA                 |                |
|                | Radeon HD 7990                         |                       |                   |               |                      | 5,566               | 399.99*            |                |





|   |                                 |  |                       |                    |
|---|---------------------------------|--|-----------------------|--------------------|
| ⌵ | <a href="#">GRID P40-2Q</a>     |  | <a href="#">4,844</a> | <a href="#">NA</a> |
| ⌵ | <a href="#">T550 Laptop GPU</a> |  | <a href="#">4,832</a> | <a href="#">NA</a> |

CPU Benchmarks

Video Card Benchmarks

Hard Drive Benchmarks

Memory Benchmarks

PC Benchmarks

Software Marketshare

Database Benchmarks

Android Benchmarks

iOS Benchmarks

|   |                                  |  |                       |                         |
|---|----------------------------------|--|-----------------------|-------------------------|
| ⌵ | <a href="#">GeForce GTX 760</a>  |  | <a href="#">4,781</a> | <a href="#">149.00*</a> |
| ⌵ | <a href="#">GRID RTX6000P-6Q</a> |  | <a href="#">4,777</a> | <a href="#">NA</a>      |
| ⌵ | <a href="#">FirePro S10000</a>   |  | <a href="#">4,768</a> | <a href="#">NA</a>      |

|   |   |  |                       |                         |
|---|---|--|-----------------------|-------------------------|
| ⌵ | <a href="#">Radeon HD 7950 / R9 280</a>               |  | <a href="#">4,765</a> | <a href="#">132.20*</a> |
| ⌵ | <a href="#">Radeon Sky 500</a>                        |  | <a href="#">4,764</a> | <a href="#">NA</a>      |
| ⌵ | <a href="#">Intel Arc A380</a>                        |  | <a href="#">4,763</a> | <a href="#">NA</a>      |
| ⌵ | <a href="#">GRID P40-24Q</a>                          |  | <a href="#">4,728</a> | <a href="#">NA</a>      |
| ⌵ | <a href="#">Radeon R9 370</a>                         |  | <a href="#">4,722</a> | <a href="#">159.99*</a> |
| ⌵ | <a href="#">Radeon Pro Vega 16</a>                    |  | <a href="#">4,683</a> | <a href="#">NA</a>      |
| ⌵ | <a href="#">Ryzen 9 6900HX with Radeon Graphics</a>   |  | <a href="#">4,680</a> | <a href="#">NA</a>      |
| ⌵ | <a href="#">GRID V100D-2Q</a>                         |  | <a href="#">4,668</a> | <a href="#">NA</a>      |
| ⌵ | <a href="#">Radeon Pro WX Vega M GL</a>               |  | <a href="#">4,643</a> | <a href="#">NA</a>      |
| ⌵ | <a href="#">Radeon HD 7870</a>                        |  | <a href="#">4,640</a> | <a href="#">176.00*</a> |
| ⌵ | <a href="#">Radeon Ryzen 7 PRO 6860Z</a>              |  | <a href="#">4,637</a> | <a href="#">NA</a>      |
| ⌵ | <a href="#">A16-2Q</a>                                |  | <a href="#">4,583</a> | <a href="#">NA</a>      |
| ⌵ | <a href="#">GeForce MX550</a>                         |  | <a href="#">4,579</a> | <a href="#">NA</a>      |
| ⌵ | <a href="#">Radeon Ryzen 9 PRO 6950HS</a>             |  | <a href="#">4,558</a> | <a href="#">NA</a>      |
| ⌵ | <a href="#">B8DKMDAP</a>                              |  | <a href="#">4,557</a> | <a href="#">NA</a>      |
| ⌵ | <a href="#">Radeon Ryzen 7 6800U</a>                  |  | <a href="#">4,548</a> | <a href="#">NA</a>      |
| ⌵ | <a href="#">GeForce GTX 580</a>                       |  | <a href="#">4,545</a> | <a href="#">139.92*</a> |
| ⌵ | <a href="#">Radeon Eng Sample: 100-000000561-40_Y</a> |  | <a href="#">4,544</a> | <a href="#">NA</a>      |
| ⌵ | <a href="#">Radeon Pro 465</a>                        |  | <a href="#">4,538</a> | <a href="#">NA</a>      |
| ⌵ | <a href="#">FirePro S7000</a>                         |  | <a href="#">4,524</a> | <a href="#">246.54*</a> |
| ⌵ | <a href="#">GRID T4-8Q</a>                            |  | <a href="#">4,519</a> | <a href="#">NA</a>      |
| ⌵ | <a href="#">Radeon R7 370</a>                         |  | <a href="#">4,513</a> | <a href="#">NA</a>      |
| ⌵ | <a href="#">Tesla K40c</a>                            |  | <a href="#">4,495</a> | <a href="#">NA</a>      |
| ⌵ | <a href="#">Radeon HD 7870 XT</a>                     |  | <a href="#">4,470</a> | <a href="#">NA</a>      |
| ⌵ | <a href="#">GeForce GTX 1050 (Mobile)</a>             |  | <a href="#">4,462</a> | <a href="#">NA</a>      |
| ⌵ | <a href="#">GRID M60-1B</a>                           |  | <a href="#">4,457</a> | <a href="#">NA</a>      |
| ⌵ | <a href="#">Citrix Indirect Display Adapter</a>       |  | <a href="#">4,447</a> | <a href="#">NA</a>      |
| ⌵ | <a href="#">Quadro P1000</a>                          |  | <a href="#">4,436</a> | <a href="#">289.99*</a> |
| ⌵ | <a href="#">GRID P6-4Q</a>                            |  | <a href="#">4,429</a> | <a href="#">NA</a>      |
| ⌵ | <a href="#">GeForce GTX 660 Ti</a>                    |  | <a href="#">4,386</a> | <a href="#">144.00*</a> |
| ⌵ | <a href="#">FirePro W7000 Adapter</a>                 |  | <a href="#">4,362</a> | <a href="#">NA</a>      |
| ⌵ | <a href="#">GRID GTX P40-6</a>                        |  | <a href="#">4,340</a> | <a href="#">NA</a>      |
| ⌵ | <a href="#">Tesla K20m</a>                            |  | <a href="#">4,331</a> | <a href="#">NA</a>      |
| ⌵ | <a href="#">Quadro K4200</a>                          |  | <a href="#">4,317</a> | <a href="#">249.00*</a> |
| ⌵ | <a href="#">Radeon RX 5300M</a>                       |  | <a href="#">4,307</a> | <a href="#">NA</a>      |
| ⌵ | <a href="#">Radeon R9 270</a>                         |  | <a href="#">4,306</a> | <a href="#">NA</a>      |
| ⌵ | <a href="#">Quadro M2200</a>                          |  | <a href="#">4,297</a> | <a href="#">249.99*</a> |







| CPU Benchmarks | Video Card Benchmarks                                       | Hard Drive Benchmarks | Memory Benchmarks | PC Benchmarks | Software Marketshare | Database Benchmarks | Android Benchmarks    | iOS Benchmarks            |
|----------------|---|-----------------------|-------------------|---------------|----------------------|---------------------|-----------------------|---------------------------|
|                | <a href="#">Ryzen 7 5800H with Radeon Graphics</a>          |                       |                   |               |                      |                     | <a href="#">2,748</a> | <a href="#">NA</a>        |
|                | <a href="#">GeForce GTX 675MX</a>                           |                       |                   |               |                      |                     | <a href="#">2,744</a> | <a href="#">NA</a>        |
|                | <a href="#">FirePro S7150</a>                               |                       |                   |               |                      |                     | <a href="#">2,727</a> | <a href="#">1,697.99*</a> |
|                | <a href="#">FirePro V9800</a>                               |                       |                   |               |                      |                     | <a href="#">2,727</a> | <a href="#">474.00*</a>   |
|                | <a href="#">Radeon Pro 450</a>                              |                       |                   |               |                      |                     | <a href="#">2,723</a> | <a href="#">NA</a>        |
|                | <a href="#">GeForce GTX 560</a>                             |                       |                   |               |                      |                     | <a href="#">2,720</a> | <a href="#">205.00*</a>   |
|                | <a href="#">Ryzen 9 4900H with Radeon Graphics</a>          |                       |                   |               |                      |                     | <a href="#">2,714</a> | <a href="#">NA</a>        |
|                | <a href="#">Quadro K4000</a>                                |                       |                   |               |                      |                     | <a href="#">2,711</a> | <a href="#">270.00*</a>   |
|                | <a href="#">GRID T4-1Q</a>                                  |                       |                   |               |                      |                     | <a href="#">2,703</a> | <a href="#">NA</a>        |
|                | <a href="#">Barco MXRT 5500</a>                             |                       |                   |               |                      |                     | <a href="#">2,702</a> | <a href="#">299.00*</a>   |
|                | <a href="#">Radeon RX 550</a>                               |                       |                   |               |                      |                     | <a href="#">2,702</a> | <a href="#">223.99</a>    |
|                | <a href="#">Quadro 6000</a>                                 |                       |                   |               |                      |                     | <a href="#">2,701</a> | <a href="#">4,092.38*</a> |
|                | <a href="#">Radeon HD 8950</a>                              |                       |                   |               |                      |                     | <a href="#">2,696</a> | <a href="#">NA</a>        |
|                | <a href="#">Radeon Ryzen 7 5800HS</a>                       |                       |                   |               |                      |                     | <a href="#">2,693</a> | <a href="#">NA</a>        |
|                | <a href="#">GRID M10-2Q</a>                                 |                       |                   |               |                      |                     | <a href="#">2,692</a> | <a href="#">NA</a>        |
|                | <a href="#">Intel Iris Xe</a>                               |                       |                   |               |                      |                     | <a href="#">2,690</a> | <a href="#">NA</a>        |
|                | <a href="#">Ryzen 7 Pro 4750G with Radeon Graphics</a>      |                       |                   |               |                      |                     | <a href="#">2,682</a> | <a href="#">NA</a>        |
|                | <a href="#">GeForce GTX 465</a>                             |                       |                   |               |                      |                     | <a href="#">2,675</a> | <a href="#">195.00*</a>   |
|                | <a href="#">Radeon Eng Sample: 100-000000300-40_Y</a>       |                       |                   |               |                      |                     | <a href="#">2,670</a> | <a href="#">NA</a>        |
|                | <a href="#">Ryzen 7 5700GE with Radeon Graphics</a>         |                       |                   |               |                      |                     | <a href="#">2,656</a> | <a href="#">NA</a>        |
|                | <a href="#">FirePro R5000</a>                               |                       |                   |               |                      |                     | <a href="#">2,647</a> | <a href="#">109.99*</a>   |
|                | <a href="#">GRID P6-4A</a>                                  |                       |                   |               |                      |                     | <a href="#">2,639</a> | <a href="#">NA</a>        |
|                | <a href="#">MONSTER GeForce GTX 675M</a>                    |                       |                   |               |                      |                     | <a href="#">2,637</a> | <a href="#">NA</a>        |
|                | <a href="#">Ryzen 7 PRO 7730U with Radeon Graphics</a>      |                       |                   |               |                      |                     | <a href="#">2,634</a> | <a href="#">NA</a>        |
|                | <a href="#">Quadro K4100M</a>                               |                       |                   |               |                      |                     | <a href="#">2,627</a> | <a href="#">261.29*</a>   |
|                | <a href="#">Radeon HD 6950</a>                              |                       |                   |               |                      |                     | <a href="#">2,627</a> | <a href="#">139.99*</a>   |
|                | <a href="#">Radeon Ryzen 7 4700GE</a>                       |                       |                   |               |                      |                     | <a href="#">2,610</a> | <a href="#">NA</a>        |
|                | <a href="#">GRID M10-8Q</a>                                 |                       |                   |               |                      |                     | <a href="#">2,606</a> | <a href="#">NA</a>        |
|                | <a href="#">Radeon Ryzen 7 PRO 4750G</a>                    |                       |                   |               |                      |                     | <a href="#">2,604</a> | <a href="#">NA</a>        |
|                | <a href="#">Radeon RX Vega 11 Ryzen 7 3700U</a>             |                       |                   |               |                      |                     | <a href="#">2,602</a> | <a href="#">NA</a>        |
|                | <a href="#">Ryzen 5 5600GE with Radeon Graphics</a>         |                       |                   |               |                      |                     | <a href="#">2,602</a> | <a href="#">NA</a>        |
|                | <a href="#">GRID T4-2B</a>                                  |                       |                   |               |                      |                     | <a href="#">2,601</a> | <a href="#">NA</a>        |
|                | <a href="#">GeForce GTX 950A</a>                            |                       |                   |               |                      |                     | <a href="#">2,598</a> | <a href="#">NA</a>        |
|                | <a href="#">Radeon Ryzen 7 4700G</a>                        |                       |                   |               |                      |                     | <a href="#">2,597</a> | <a href="#">NA</a>        |
|                | <a href="#">Radeon Eng Sample: 100-000000371-40_42/18_Y</a> |                       |                   |               |                      |                     | <a href="#">2,591</a> | <a href="#">NA</a>        |
|                | <a href="#">GeForce GTX 950M</a>                            |                       |                   |               |                      |                     | <a href="#">2,584</a> | <a href="#">567.00*</a>   |
|                | <a href="#">Ryzen 5 5600G with Radeon Graphics</a>          |                       |                   |               |                      |                     | <a href="#">2,575</a> | <a href="#">NA</a>        |
|                | <a href="#">Radeon Ryzen 9 4900H</a>                        |                       |                   |               |                      |                     | <a href="#">2,559</a> | <a href="#">NA</a>        |
|                | <a href="#">Ryzen 7 PRO 4750GE with Radeon Graphics</a>     |                       |                   |               |                      |                     | <a href="#">2,550</a> | <a href="#">NA</a>        |
|                | <a href="#">Ryzen 7 PRO 5750GE with Radeon Graphics</a>     |                       |                   |               |                      |                     | <a href="#">2,546</a> | <a href="#">NA</a>        |
|                | <a href="#">GRID K240Q</a>                                  |                       |                   |               |                      |                     | <a href="#">2,541</a> | <a href="#">NA</a>        |
|                | <a href="#">Radeon HD 6850 X2</a>                           |                       |                   |               |                      |                     | <a href="#">2,534</a> | <a href="#">NA</a>        |
|                | <a href="#">Ryzen 9 5980HS with Radeon Graphics</a>         |                       |                   |               |                      |                     | <a href="#">2,534</a> | <a href="#">NA</a>        |
|                | <a href="#">GeForce GTX 650 Ti</a>                          |                       |                   |               |                      |                     | <a href="#">2,530</a> | <a href="#">93.05*</a>    |
|                | <a href="#">FireStream 9370</a>                             |                       |                   |               |                      |                     | <a href="#">2,528</a> | <a href="#">NA</a>        |
|                | <a href="#">N18E-Q1</a>                                     |                       |                   |               |                      |                     | <a href="#">2,525</a> | <a href="#">NA</a>        |
|                | <a href="#">GeForce GTX 850M</a>                            |                       |                   |               |                      |                     | <a href="#">2,519</a> | <a href="#">NA</a>        |
|                | <a href="#">Radeon Ryzen 7 PRO 7730U</a>                    |                       |                   |               |                      |                     | <a href="#">2,517</a> | <a href="#">NA</a>        |

⌵ Radeon Ryzen 5 5600GE



2,506

NA

\* - Last price seen from our affiliates.

CPU Benchmarks

**Video Card Benchmarks**

Hard Drive Benchmarks

Memory Benchmarks

PC Benchmarks

Software Marketshare

Database Benchmarks

Android Benchmarks

iOS Benchmarks

Software

- > [BurnInTest](#)
- > [PerformanceTest](#)
- > [OSForensics](#)
- > [MemTest86](#)
- > [WirelessMon](#)
- > [Management Console](#)
- > [Zoom Search Engine](#)
- > [Free Software](#)

Hardware

- > [USB3.0 Loopback Plugs](#)
- > [USB2.0 Loopback Plugs](#)
- > [PCIe Test Cards](#)
- > [USB Power Delivery Tester](#)
- > [Serial and Parallel Loopback Plugs](#)
- > [USB Short Circuit Testers](#)

Benchmarks

- > [CPU Benchmarks](#)
- > [Video Card Benchmarks](#)
- > [Hard Drive Benchmarks](#)
- > [RAM Benchmarks](#)
- > [PC Systems Benchmarks](#)
- > [Software Marketshare](#)
- > [Database Benchmarks](#)
- > [Android Benchmarks](#)
- > [iOS Benchmarks](#)
- > [Internet Bandwidth](#)

About Us

- > [Company](#)
- > [Contact Us](#)
- > [The Press Room](#)

Services

- [Store](#)
- [Support](#)
- [Forums](#)

International

- [Disclaimer](#)
- [Refunds](#)
- [Privacy](#)

Social  

