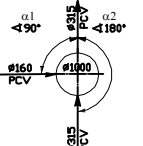
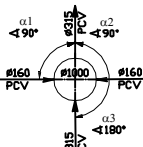
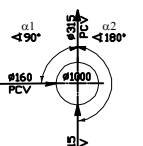
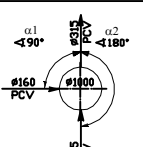
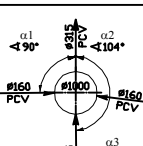
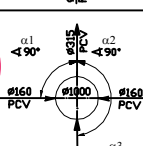
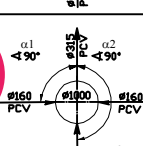
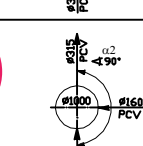
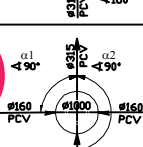
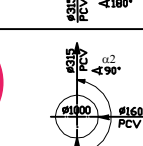
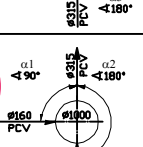


ZESTAWIENIE STUDIENEK NA KANALIZACJI SANITARNEJ SK1-SK19

LP.	NR STUDZ.	SCHEMAT	D	D1	D2	D3	Rt	RD	RD1	RD2	RD3	H=Rt-RD	K	α1	α2	α3	
1	2	3	4	5	6	7	8	9	10	11	12	13	14	15	16	17	
57	St48		315	315	160	160	125,90	124,11	124,11			1,79	7	90	180		
58	St49		315	315	160	160	125,20	123,36	123,36	123,36			1,84	7	90	180	
59	Sk50		315	315		160	124,60	122,91	122,91				1,69	6	90	180	
60	St51		315	315		160	124,30	122,24	122,24				2,06	8	90	180	
61	St52		315	315	160	160	124,30	122,12	122,12	122,12	122,12		2,18	8	90	104	180
62	Sk53		315	315	160	160	124,40	121,87	121,87	121,87	121,87		2,53	10	90	90	190
63	Sk54		315	315	160	160	124,40	121,62	121,62	121,62	121,62		2,78	11	90	90	180
64	Sk55		315	315	160		124,30	121,37	121,37	121,37			2,93	11		90	180
65	Sk56		315	315	160	160	123,20	121,07	121,07	121,07	121,07		2,13	8	90	90	180
66	Sk57		315	315	160		123,20	120,87	120,87				2,33	9		90	180
67	Sk58		315	315	160		123,20	120,73	120,73		120,73		2,47	9	90	180	